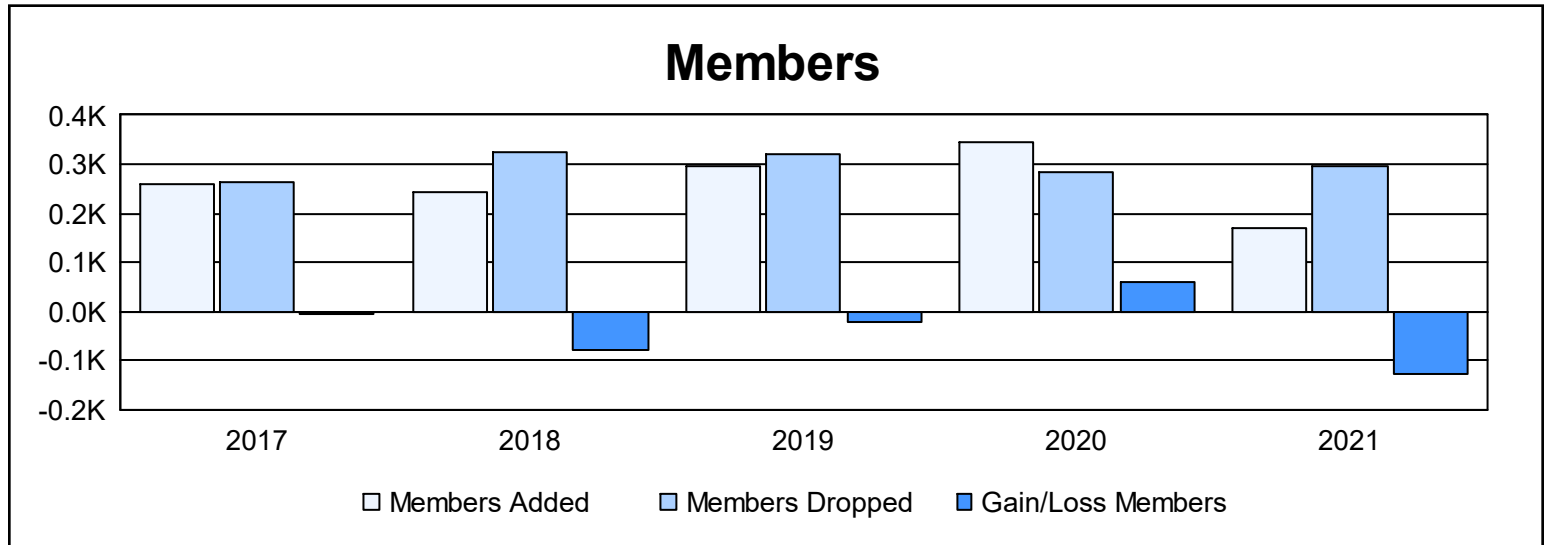
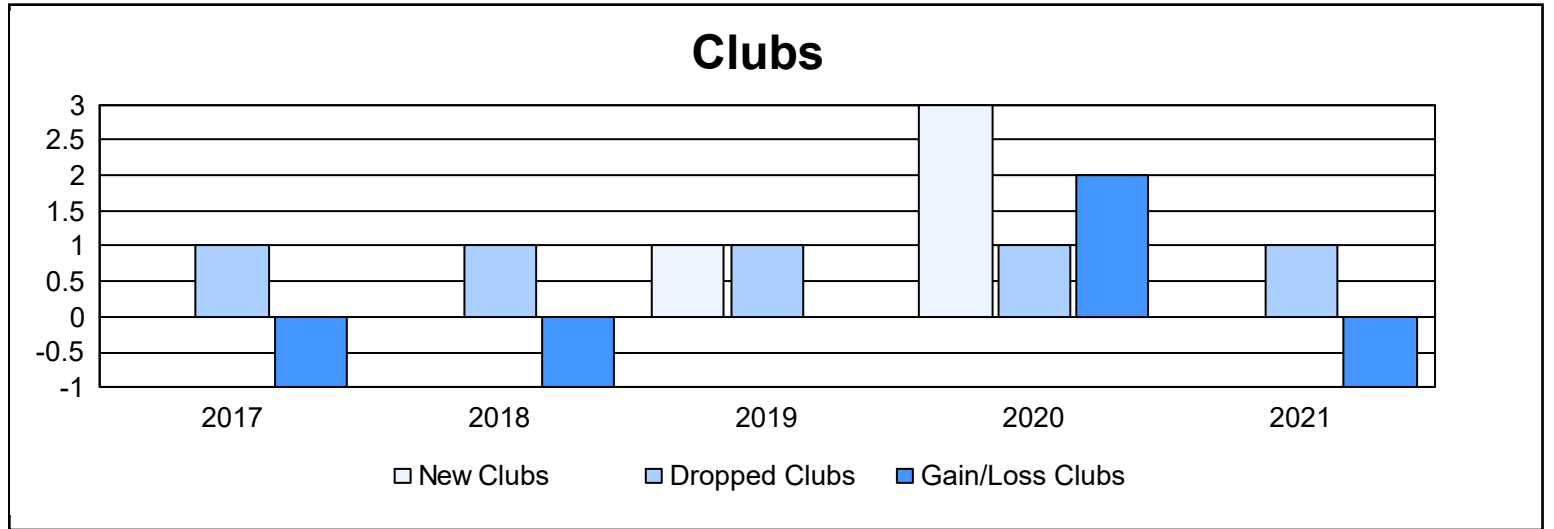
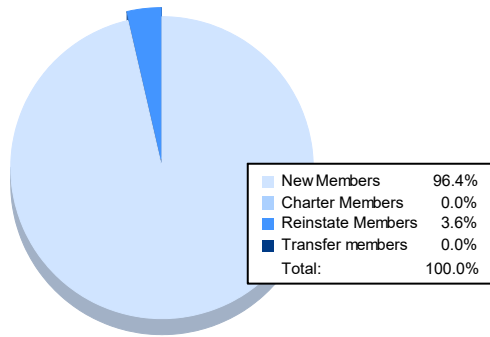


| Year | New Clubs | Dropped Clubs | Gain/ Loss Clubs | New Members | Charter Members | Reinstate Members | Transfer Members | Total Member Added | Total Members Dropped | Gain/ Loss Members |
|----------------|-----------|---------------|------------------|-------------|-----------------|-------------------|------------------|--------------------|-----------------------|--------------------|
| 2016-2017 | 0 | 1 | -1 | 255 | 0 | 3 | 0 | 258 | 265 | -7 |
| 2017-2018 | 0 | 1 | -1 | 229 | 0 | 14 | 2 | 245 | 325 | -80 |
| 2018-2019 | 1 | 1 | 0 | 259 | 26 | 10 | 2 | 297 | 320 | -23 |
| 2019-2020 | 3 | 1 | 2 | 242 | 97 | 5 | 1 | 345 | 285 | 60 |
| 2020-2021 | 0 | 1 | -1 | 162 | 0 | 6 | 0 | 168 | 297 | -129 |
| Average | 1 | 1 | 0 | 229 | 25 | 8 | 1 | 263 | 298 | -36 |



Membership Composition June 2021 Cumulative



Gender Composition June 2021 Cumulative

